

SUMMARY OF APPROPRIATIONS, ALLOTMENTS, OBLIGATIONS AND BALANCES BY OBJECT OF EXPENDITURES
As of the Quarter Ending March 31, 2018

Department: State Universities and Colleges (SUCs)

Authorization: 01 - Current Year Appropriations

Agency: Tarlac State University

Report Status: SUBMITTED

Operating Unit: N/A


Organization Code (UACS): 080370000000

Fund Cluster: 01 - Regular Agency Fund

Particulars	UACS CODE	Authorized Appropriation	Appropriation		Allotments					Current Year Obligations				Current Year Disbursements				Balances																									
			Adjustments (Transfer To/From, Realignment)	Adjusted Appropriations	Allotments Received	Adjustments (Withdrawal, Realignment)	Transfer To	Transfer From	Adjusted Total Allotments	1st Quarter Ending March 31	2nd Quarter Ending June 30	3rd Quarter Ending Sept. 30	4th Quarter Ending Dec. 31	Total	1st Quarter Ending March 31	2nd Quarter Ending June 30	3rd Quarter Ending Sept. 30	4th Quarter Ending Dec. 31	Total	Unreleased Appropriations	Unobligated Allotment	Unpaid Obligations (15-20) = (23+24)																					
1	2	3	4	5(3+4)	6	7	8	9	10(8+4+7+9)	11	12	13	14	15= (11+12+13+14)	16	17	18	19	20= (16+17+18+19)	21(5-10)	22(10-15)	23	24																				
I. Agency Specific Budget																																											
Specific Budgets of National Government Agencies		01101101	424,935,000.00		424,935,000.00	410,237,476.00				410,237,476.00	73,525,611.73				73,525,611.73	68,517,035.16			68,517,035.16	14,697,524.00	336,711,864.27		5,008,576.57																				
Personal Services			231,798,000.00		231,798,000.00	227,100,476.00				227,100,476.00	50,131,037.28				50,131,037.28	50,056,310.23			50,056,310.23	4,697,524.00	176,966,438.72		74,727.05																				
Salaries and Wages		5010100000	171,081,000.00		171,081,000.00	171,081,000.00				171,081,000.00	44,283,086.93				44,283,086.93	44,283,086.93			44,283,086.93		126,797,913.07																						
Salaries and Wages - Regular		5010101000	169,998,000.00		169,998,000.00	169,998,000.00				169,998,000.00	44,117,621.20				44,117,621.20	44,117,621.20			44,117,621.20		125,880,378.80																						
Basic Salary - Civilian		5010101001	169,998,000.00		169,998,000.00	169,998,000.00				169,998,000.00	44,117,621.20				44,117,621.20	44,117,621.20			44,117,621.20		125,880,378.80																						
Salaries and Wages - Casual/Contractual		5010102000	1,083,000.00		1,083,000.00	1,083,000.00				1,083,000.00	165,465.73				165,465.73	165,465.73			165,465.73		917,534.27																						
Salaries and Wages - Casual/Contractual		5010102000	1,083,000.00		1,083,000.00	1,083,000.00				1,083,000.00	165,465.73				165,465.73	165,465.73			165,465.73		917,534.27																						
Other Compensation		5010200000	51,255,000.00		51,255,000.00	51,255,000.00				51,255,000.00	5,032,727.73				5,032,727.73	5,032,727.73			5,032,727.73		46,222,272.27																						
Personal Economic Relief Allowance (PERA)		5010201000	8,928,000.00		8,928,000.00	8,928,000.00				8,928,000.00	2,447,012.18				2,447,012.18	2,447,012.18			2,447,012.18		6,480,987.82																						
PERA - Civilian		5010201001	8,928,000.00		8,928,000.00	8,928,000.00				8,928,000.00	2,447,012.18				2,447,012.18	2,447,012.18			2,447,012.18		6,480,987.82																						
Representation Allowance (RA)		5010202000	240,000.00		240,000.00	240,000.00				240,000.00	81,250.00				81,250.00	81,250.00			81,250.00		158,750.00																						
Representation Allowance (RA)		5010202000	240,000.00		240,000.00	240,000.00				240,000.00	81,250.00				81,250.00	81,250.00			81,250.00		158,750.00																						
Transportation Allowance (TA)		5010203000	240,000.00		240,000.00	240,000.00				240,000.00	81,250.00				81,250.00	81,250.00			81,250.00		158,750.00																						
Transportation Allowance (TA)		5010203001	240,000.00		240,000.00	240,000.00				240,000.00	81,250.00				81,250.00	81,250.00			81,250.00		158,750.00																						
Clothing/Uniform Allowance		5010204000	1,860,000.00		1,860,000.00	1,860,000.00				1,860,000.00	2,267,900.00				2,267,900.00	2,267,900.00			2,267,900.00		(407,900.00)																						
Clothing/Uniform Allowance - Civilian		5010204001	1,860,000.00		1,860,000.00	1,860,000.00				1,860,000.00	2,267,900.00				2,267,900.00	2,267,900.00			2,267,900.00		(407,900.00)																						
Subsistence Allowance (SA)		5010205000	90,000.00		90,000.00	90,000.00				90,000.00	11,700.00				11,700.00	11,700.00			11,700.00		78,300.00																						
Subsistence Allowance - Magna Carta for Public Health Workers under R.A. 7305		5010205003	90,000.00		90,000.00	90,000.00				90,000.00	11,700.00				11,700.00	11,700.00			11,700.00		78,300.00																						
Laundry Allowance (LA)		5010206000	8,000.00		8,000.00	8,000.00				8,000.00	650.00				650.00	650.00			650.00		7,350.00																						
Laundry Allowance - Magna Carta Benefits for Public Health Workers under R.A. 7305		5010206004	8,000.00		8,000.00	8,000.00				8,000.00	650.00				650.00	650.00			650.00		7,350.00																						
Honoraria		5010210000	7,086,000.00		7,086,000.00	7,086,000.00				7,086,000.00	45,000.00				45,000.00	45,000.00			45,000.00		7,041,000.00																						
Honoraria - Civilian		5010210001	7,086,000.00		7,086,000.00	7,086,000.00				7,086,000.00	45,000.00				45,000.00	45,000.00			45,000.00		7,041,000.00																						
Hazard Pay (HP)		5010211000	449,000.00		449,000.00	449,000.00				449,000.00	97,965.55				97,965.55	97,965.55			97,965.55		351,034.45																						
HP - Magna Carta Benefits for Public Health Workers under R.A. 7305		5010211005	449,000.00		449,000.00	449,000.00				449,000.00	97,965.55				97,965.55	97,965.55			97,965.55		351,034.45																						
Longevity Pay (LP)		5010212000	300,000.00		300,000.00	300,000.00				300,000.00											300,000.00																						
Longevity Pay - Magna Carta Benefits to Public Health Workers under R.A. 7305		5010212004	300,000.00		300,000.00	300,000.00				300,000.00											300,000.00																						
Year End Bonus		5010214000	14,167,000.00		14,167,000.00	14,167,000.00				14,167,000.00											14,167,000.00																						
Bonus - Civilian		5010214001	14,167,000.00		14,167,000.00	14,167,000.00				14,167,000.00											14,167,000.00																						
Cash Gift		5010215000	1,860,000.00		1,860,000.00	1,860,000.00				1,860,000.00											1,860,000.00																						
Cash Gift - Civilian		5010215001	1,860,000.00		1,860,000.00	1,860,000.00				1,860,000.00											1,860,000.00																						
Other Bonuses and Allowances		5010299000	16,027,000.00		16,027,000.00	16,027,000.00				16,027,000.00											16,027,000.00																						
Productivity Enhancement Incentive - Civilian		5010299012	1,860,000.00		1,860,000.00	1,860,000.00				1,860,000.00											1,860,000.00																						
Mid-Year Bonus - Civilian		5010299038	14,167,000.00		14,167,000.00	14,167,000.00				14,167,000.00											14,167,000.00																						
Personnel Benefit Contributions		5010300000	2,282,000.00		2,282,000.00	2,282,000.00				2,282,000.00	717,028.19				717,028.19	643,958.91			643,958.91		1,564,971.81		73,069.28																				
Pag-IBIG Contributions		5010302000	445,000.00		445,000.00	445,000.00				445,000.00	122,500.00				122,500.00	122,500.00			122,500.00		322,500.00																						
Pag-IBIG - Civilian		5010302001	445,000.00		445,000.00	445,000.00				445,000.00	122,500.00				122,500.00	122,500.00			122,500.00		322,500.00																						
PhilHealth Contributions		5010303000	1,392,000.00		1,392,000.00	1,392,000.00				1,392,000.00	471,681.80				471,681.80	439,412.52			439,412.52		920,318.20		32,269.28																				
PhilHealth - Civilian		5010303001	1,392,000.00		1,392,000.00	1,392,000.00				1,392,000.00	471,681.80				471,681.80	439,412.52			439,412.52		920,318.20		32,269.28																				
Employees Compensation Insurance Premiums (ECIP)		5010304000	445,000.00		445,000.00	445,000.00				445,000.00	122,846.39				122,846.39	82,046.39			82,046.39		322,153.61		40,800.00																				
ECIP - Civilian		5010304001	445,000.00		445,000.00	445,000.00				445,000.00	122,846.39				122,846.39	82,046.39			82,046.39		322,153.61		40,800.00																				
Other Personnel Benefits		5010400000	7,180,000.00		7,180,000.00	2,482,476.00				2,482,476.00	96,194.43				96,194.43	96,536.66			96,536.66	4,697,524.00	2,384,281.57		1,657.77																				
Terminal Leave Benefits		5010403000	444,000.00		444,000.00																444,000.00																						
Terminal Leave Benefits - Civilian		5010403001	444,000.00		444,000.00																444,000.00																						
Other Personnel Benefits		5010499000	6,736,000.00		6,736,000.00	2,482,476.00				2,482,476.00	96,194.43				96,194.43	96,536.66			96,536.66	4,253,524.00	2,384,281.57		1,657.77																				
Lump-sum for Filing of Positions - Civilian		5010499007	6,312,000.00		6,312,000.00	2,058,476.00				2,058,476.00										4,253,524.00	2,058,476.00																						
Lump-sum for Step Increments - Length of Service		5010499010	424,000.00		424,000.00					424,000.00	96,194.43				96,194.43	96,536.66			96,536.66		325,805.57		1,657.77																				
Maintenance and Other Operating Expenses			61,582,000.00		61,582,000.00	61,582,000.00																																					

Particulars	UACS CODE	Appropriation			Allotments					Current Year Obligations				Current Year Disbursements				Balances					
		Authorized Appropriation	Adjustments (Transfer To/From, Reallignment)	Adjusted Appropriations	Allotments Received	Adjustments (Withdrawal, Reallignment)	Transfer To	Transfer From	Adjusted Total Allotments	1st Quarter Ending March 31	2nd Quarter Ending June 30	3rd Quarter Ending Sept. 30	4th Quarter Ending Dec. 31	Total	1st Quarter Ending March 31	2nd Quarter Ending June 30	3rd Quarter Ending Sept. 30	4th Quarter Ending Dec. 31	Total	Unreleased Appropriations	Unobligated Allotment	Unpaid Obligations (15-20) = (23+24)	
		3	4	5=(3+4)	6	7	8	9	10=(8+9)	11	12	13	14	15=(11+12+13+14)	16	17	18	19	20=(16+17+18+19)	21=(5-10)	22=(16-18)	23	24
Other Supplies and Materials Expenses	5020399000	2,716,000.00		2,716,000.00	2,716,000.00			2,716,000.00	1,692,160.22				1,692,160.22	291,531.35				291,531.35		1,023,839.78		1,400,628.87	
Other Supplies and Materials Expenses	5020399000	2,716,000.00		2,716,000.00	2,716,000.00			2,716,000.00	1,692,160.22				1,692,160.22	291,531.35				291,531.35		1,023,839.78		1,400,628.87	
Utility Expenses	5020400000	17,963,000.00		17,963,000.00	17,963,000.00			17,963,000.00	4,736,054.56				4,736,054.56	4,736,054.56				4,736,054.56		13,226,945.44			
Water Expenses	5020401000	2,760,000.00		2,760,000.00	2,760,000.00			2,760,000.00	379,093.12				379,093.12	379,093.12				379,093.12		2,380,906.88			
Water Expenses	5020401000	2,760,000.00		2,760,000.00	2,760,000.00			2,760,000.00	379,093.12				379,093.12	379,093.12				379,093.12		2,380,906.88			
Electricity Expenses	5020402000	15,203,000.00		15,203,000.00	15,203,000.00			15,203,000.00	4,356,961.44				4,356,961.44	4,356,961.44				4,356,961.44		10,846,038.56			
Electricity Expenses	5020402000	15,203,000.00		15,203,000.00	15,203,000.00			15,203,000.00	4,356,961.44				4,356,961.44	4,356,961.44				4,356,961.44		10,846,038.56			
Communication Expenses	5020500000	1,850,000.00		1,850,000.00	1,850,000.00			1,850,000.00	177,403.39				177,403.39	177,403.39				177,403.39		1,672,596.61			
Telephone Expenses	5020502000	1,850,000.00		1,850,000.00	1,850,000.00			1,850,000.00	177,403.39				177,403.39	177,403.39				177,403.39		1,672,596.61			
Landline	5020502002	1,850,000.00		1,850,000.00	1,850,000.00			1,850,000.00	177,403.39				177,403.39	177,403.39				177,403.39		1,672,596.61			
Awards/Rewards and Prizes	5020600000	10,000.00		10,000.00	10,000.00			10,000.00												10,000.00			
Awards/Rewards Expenses	5020601000	10,000.00		10,000.00	10,000.00			10,000.00												10,000.00			
Rewards and Incentives	5020601002	10,000.00		10,000.00	10,000.00			10,000.00												10,000.00			
Confidential, Intelligence and Extraordinary Expenses	5021000000	132,000.00		132,000.00	132,000.00			132,000.00	33,000.00				33,000.00	33,000.00				33,000.00		99,000.00			
Extraordinary and Miscellaneous Expenses	5021003000	132,000.00		132,000.00	132,000.00			132,000.00	33,000.00				33,000.00	33,000.00				33,000.00		99,000.00			
Extraordinary and Miscellaneous Expenses	5021003000	132,000.00		132,000.00	132,000.00			132,000.00	33,000.00				33,000.00	33,000.00				33,000.00		99,000.00			
Professional Services	5021100000	3,452,000.00		3,452,000.00	3,452,000.00			3,452,000.00	2,242,367.05				2,242,367.05	2,240,509.41				2,240,509.41		1,209,632.95			1,857.64
Legal Services	5021101000	120,000.00		120,000.00	120,000.00			120,000.00												120,000.00			
Legal Services	5021101000	120,000.00		120,000.00	120,000.00			120,000.00												120,000.00			
Auditing Services	5021102000	100,000.00		100,000.00	100,000.00			100,000.00	15,527.47				15,527.47	13,669.83				13,669.83		84,472.53			1,857.64
Auditing Services	5021102000	100,000.00		100,000.00	100,000.00			100,000.00	15,527.47				15,527.47	13,669.83				13,669.83		84,472.53			1,857.64
Consultancy Services	5021103000	50,000.00		50,000.00	50,000.00			50,000.00												50,000.00			
Consultancy Services	5021103002	50,000.00		50,000.00	50,000.00			50,000.00												50,000.00			
Other Professional Services	5021199000	3,182,000.00		3,182,000.00	3,182,000.00			3,182,000.00	2,226,839.58				2,226,839.58	2,226,839.58				2,226,839.58		955,160.42			
Other Professional Services	5021199000	3,182,000.00		3,182,000.00	3,182,000.00			3,182,000.00	2,226,839.58				2,226,839.58	2,226,839.58				2,226,839.58		955,160.42			
General Services	5021200000	8,635,000.00		8,635,000.00	8,635,000.00			8,635,000.00	7,143,632.28				7,143,632.28	7,143,632.28				7,143,632.28		1,491,367.72			
Janitorial Services	5021202000	2,629,000.00		2,629,000.00	2,629,000.00			2,629,000.00	1,971,898.37				1,971,898.37	1,971,898.37				1,971,898.37		657,101.63			
Janitorial Services	5021202000	2,629,000.00		2,629,000.00	2,629,000.00			2,629,000.00	1,971,898.37				1,971,898.37	1,971,898.37				1,971,898.37		657,101.63			
Security Services	5021203000	2,981,000.00		2,981,000.00	2,981,000.00			2,981,000.00	2,318,993.54				2,318,993.54	2,318,993.54				2,318,993.54		662,006.46			
Security Services	5021203000	2,981,000.00		2,981,000.00	2,981,000.00			2,981,000.00	2,318,993.54				2,318,993.54	2,318,993.54				2,318,993.54		662,006.46			
Other General Services	5021299000	3,025,000.00		3,025,000.00	3,025,000.00			3,025,000.00	2,852,740.37				2,852,740.37	2,852,740.37				2,852,740.37		172,259.63			
Other General Services	5021299099	3,025,000.00		3,025,000.00	3,025,000.00			3,025,000.00	2,852,740.37				2,852,740.37	2,852,740.37				2,852,740.37		172,259.63			
Repairs and Maintenance	5021300000	890,000.00		890,000.00	890,000.00			890,000.00	43,418.63				43,418.63					43,418.63		846,581.37			43,418.63
Repairs and Maintenance - Buildings and Other Structures	5021304000	875,000.00		875,000.00	875,000.00			875,000.00	43,418.63				43,418.63					43,418.63		831,581.37			43,418.63
School Buildings	5021304002	875,000.00		875,000.00	875,000.00			875,000.00	43,418.63				43,418.63					43,418.63		831,581.37			43,418.63
Repairs and Maintenance - Machinery and Equipment	5021305000	15,000.00		15,000.00	15,000.00			15,000.00												15,000.00			
Other Machinery and Equipment	5021305099	15,000.00		15,000.00	15,000.00			15,000.00												15,000.00			
Taxes, Insurance Premiums and Other Fees	5021500000	340,000.00		340,000.00	340,000.00			340,000.00	45,843.75				45,843.75	45,843.75				45,843.75		294,156.25			
Taxes, Duties and Licenses	5021501000	283,000.00		283,000.00	283,000.00			283,000.00												283,000.00			
Taxes, Duties and Licenses	5021501001	283,000.00		283,000.00	283,000.00			283,000.00												283,000.00			
Fidelity Bond Premiums	5021502000	77,000.00		77,000.00	77,000.00			77,000.00	45,843.75				45,843.75	45,843.75				45,843.75		31,156.25			
Fidelity Bond Premiums	5021502000	77,000.00		77,000.00	77,000.00			77,000.00	45,843.75				45,843.75	45,843.75				45,843.75		31,156.25			
Other Maintenance and Operating Expenses	5029900000	4,567,000.00		4,567,000.00	4,567,000.00			4,567,000.00	1,150,639.40				1,150,639.40	1,002,725.83				1,002,725.83		3,416,960.60			147,913.57
Advertising Expenses	5029901000	54,000.00		54,000.00	54,000.00			54,000.00												54,000.00			
Advertising Expenses	5029901000	54,000.00		54,000.00	54,000.00			54,000.00												54,000.00			
Printing and Publication Expenses	5029902000	591,000.00		591,000.00	591,000.00			591,000.00	450.00				450.00	450.00				450.00		590,550.00			
Printing and Publication Expenses	5029902000	591,000.00		591,000.00	591,000.00			591,000.00	450.00				450.00	450.00				450.00		590,550.00			
Representation Expenses	5029903000	498,000.00		498,000.00	498,000.00			498,000.00	110,000.00				110,000.00	109,877.30				109,877.30		388,000.00			122.70
Representation Expenses	5029903000	498,000.00		498,000.00	498,000.00			498,000.00	110,000.00				110,000.00	109,877.30				109,877.30		388,000.00			122.70
Rent/Lease Expenses	5029905000	109,000.00		109,000.00	109,000.00			109,000.00												109,000.00			
Rents - Motor Vehicles																							

Certified Correct:


Danganan, Jesus

Agency Budget Officer


Date: 13/Apr/2018

Certified Correct:


Agency Chief Accountant

Date:


Recommended By:


Panlilio, John Erwin

Director, FMS

Date: 13/Apr/2018

Approved By:


Mallari, Myrna

Head of Agency or Authorized
Representative

Date: 13/Apr/2018